


Welcome to Narrative. Get started at:

start.getnarrative.com

Get to know your Narrative Clip



LED lights



USB Port




Camera Lens




Metal Clip

Understanding the camera


The Narrative Clip will communicate with you through it's LED's.
Here is a guide on what it's trying to tell you.



Battery at 25%



Battery at 50%



Battery at 75%



Battery at 100%

One LED light blinking



Your camera is almost full or without battery.
Please connect it to your computer to charge and unload your pictures.

Two LED lights blinking



Your camera needs some attention, please connect it to your
computer for more information.


The tap feature



Tap your camera twice to take a photo. This photo will be marked as a favorite in the Narrative App. Performing this action also shows you the battery status.

Turning off the camera

Turn off the camera by placing it face down on a table or put it in a dark place like a pocket or a purse.



Wear it the way that fits you

The Narrative Clip is smart enough to rotate your photos automatically.





Don't struggle to capture every moment

Let the Narrative Clip be with you naturally. It doesn't need constant attention.



Make your first day with Narrative Clip memorable

Get out there, meet the people you care about
and capture your first moments.



Experiment with your Narrative Clip

Place it in a window and let it capture the clouds moving, or set it on your desk and capture your day.



Share your favorite moments

Share your favourite moments with others. You're an example to those around you; use Narrative to inspire them.



Let Narrative change your life for the better

Get outside more, try new things and spend time with the people you love.



Narrative

Visit getnarrative.com or email us at support@getnarrative.com
if you experience any trouble.